






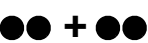





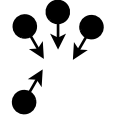
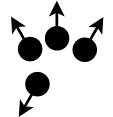
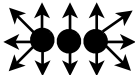








MacBook Trackpad / Magic Trackpad

	Secondary click (right click)
 	Scroll the web page, document or window
 	Move between web or document pages
	Zoom out on a web page or document
	Zoom in on a web page or document
	Smart zoom to a part of a web page or document (double tap two fingers)
	Rotate image

	View Mission Control
	Switch between spaces and full screen apps
	
	Show all windows in current app
	Bring up Launch Pad
	Clear windows to reveal desktop
	Grab top of a window and drag

Magic Mouse

	Smart zoom to a part of a web page or document (double tap one finger)
 	Move between web or document pages

 	Switch between spaces
	View Mission Control (double tap two fingers)

Gestures can be disabled or customized in the System Preferences. Many gestures have alternatives, like switching between spaces can be done with three fingers instead of four. Check your System Preferences, Trackpad or Mouse settings to see how you have it set up on your Mac.